

Lighting Kits Collection

Ready-to-Use Lighting Kits for
Kitchen, Drawer, Wardrobe and More


Plug & Play • No Electrician • Custom Fit



www.topledprofile.com




What's in the Kit?



COB LED Strip

Selectable color tem.




Aluminum Profile with Cover

Houses and protects LED strip




Power Supply

30W or 60W output



Sensor

Activates lights by hand wave or door



Accessories

Clips, end caps, and cables included

Lighting Kit Collection

Key Features



Easy Installation



Customizable Lengths

Applications



Kitchen Lighting



Display Lighting



Closet Lighting



Accent Lighting

Contact Us



+8613267192061

FAQ

Can I cut the LED strip?

Yes, at marked cut points.

Do I need an electrician?

No, all connections are plug & play.

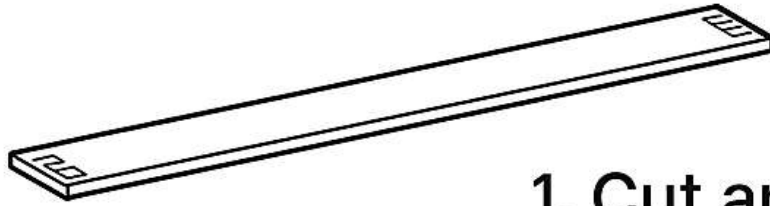
How do I choose power supply?

30W for $\leq 2\text{m}$, 60W for 2–4m

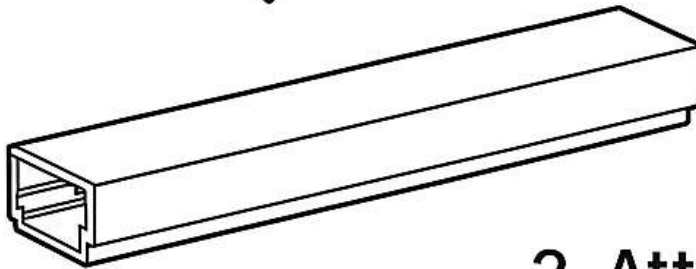
Where should I place the sensor?

Near cabinet edge or inside drawer.

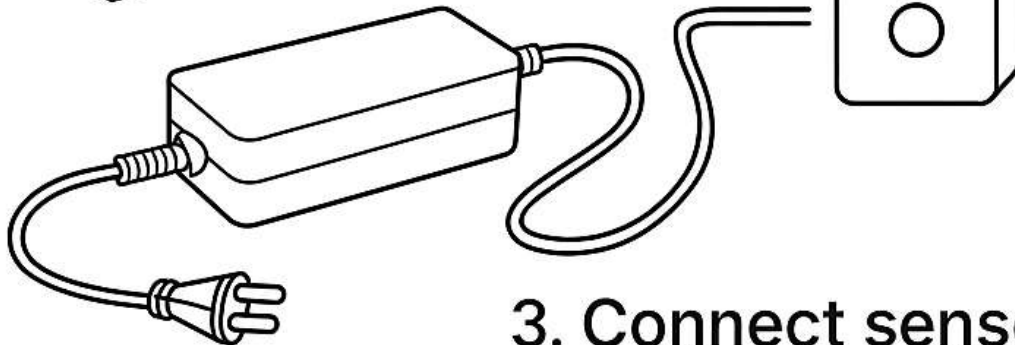
HOW TO INSTALL



1. Cut and insert
LED strip into profile

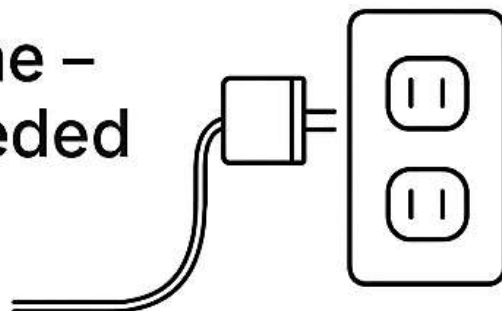


2. Attach profile
to cabinet



3. Connect sensor
& power supply

4. Plug in and done –
no electrician needed



Lighting Kit Collection



1. Kitchen Kit



2. Drawer Kit



3. Closet Kit



4. Bath Kit



5. Display Kit




6. Counter Kit

Ready to light up your furniture?

Send us the size and type of your cabinet—we'll match the perfect lighting kit for you.

- **Kevin** (Sales Manager)
- kevin@topledprofile.com
- WhatsApp: +86 1326 7192061
- www.topledprofile.com



**TOP LED
PROFILE**